



VANGUARD PLUS SERIES

VANGUARD PLUS SERIES JAW CRUSHERS

Superior Capacity | Innovative Design | Unmatched Dependability

JAW CRUSHERS

www.kpijci.com

KOLBERG-PIONEER, INC.

700 West 21st Street
Yankton, SD 57078 USA
800.542.9311 605.665.9311
F 605.665.8858


JOHNSON CRUSHERS INTERNATIONAL

86470 Franklin Boulevard
Eugene, OR 97405 USA
800.314.4656 541.736.1400
F 541.736.1424

Because KPIJCI may use in its catalog & literature, field photographs of its products which may have been modified by the owners, products furnished by KPIJCI may not necessarily be as illustrated therein. Also continuous design progress makes it necessary that specifications be subject to change without notice. All sales of the products of KPIJCI are subject to the provisions of its standard warranty. KPIJCI does not warrant or represent that its products meet any federal, state, or local statutes, codes, ordinances, rules, standards or other regulations, including OSHA and MSHAGATOR, covering safety pollution, electrical, wiring, etc. Compliance with these statutes and regulations is the responsibility of the user and will be dependent upon the area and the use to which the product is put by the user. In some photographs, guards may have been removed for illustrative purposes only. This equipment should not be operated without all guards attached in their normal position. Placement of guards and other safety equipment is often dependent upon the area and the use to which the product is put. A safety study should be made by the user of the application, and, if required, additional guards, warning signs and other safety devices should be installed by the user, wherever appropriate before operating the products.

NOTE: SPECIFICATIONS ARE SUBJECT TO CHANGE WITHOUT NOTICE

REV. 05/09/11



HIGHEST-CAPACITY JAW CRUSHERS IN THEIR CLASS

The Vanguard Plus series from KPI-JCI represents the very latest in jaw crusher technology. Engineered to be the highest-capacity jaw crusher on the market, you can expect your Vanguard Plus crusher to deliver up to 25% more tons per hour (tph) than other comparable crushers. Pair that with the Vanguard Plus Series' fierce durability and innovative design that keeps downtime to a minimum and you have a machine that will help you squeeze every cent of profit out of your operation.



Superior Capacity | Innovative Design | Unmatched Dependability

VANGUARD PLUS SERIES JAW CRUSHERS

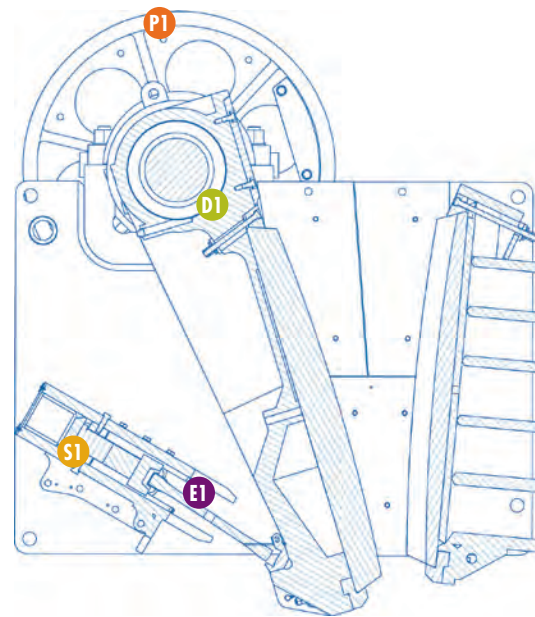
PERFORMANCE

P1 Heavy-Duty Flywheels
Large, dynamically balanced flywheels provide a smooth operation, thereby reducing peak horsepower requirements, yielding greater efficiencies.

EASE-OF-USE

E1 Innovative Toggle Assembly
In-line support design includes replaceable toggle seats to minimize operating costs and protect your investment.

Innovative configuration optimizes the crushing action for maximum capacity through the full range of closed-side settings.



SAFETY

S1 Dual-Wedge-Adjust Assembly
This allows for quick and easy adjustment of the closed-side settings, eliminating shims, thus increasing safety and reducing the time and effort traditionally required to make adjustments.

DURABILITY

D1 Saddle Block Bearing Support
Outboard bearings are mounted in machined pillow blocks, which are bolted into machined cast steel saddles.

Unique mounting procedure ensures correct alignment of the eccentric shaft and bearing assemblies for longer service life.

MODEL	Jaw Gap (in / mm)	Weight (lbs / kg)	Capacity Up To (tph / mtph)
2640	26 / 660	29,500 / 13,393	240 / 218
2650	26 / 660	32,000 / 14,528	282 / 256
3055	30 / 762	50,000 / 22,700	528 / 479
3144	31 / 787	44,520 / 20,194	426 / 386
3165	31 / 787	56,000 / 25,402	692 / 628
3352	33 / 838	65,000 / 29,530	553 / 502
4450	44 / 1118	106,000 / 48,080	816 / 740

Based on material weighing 2,700 lbs per cubic yard. Capacity may vary as much as +/- 25%. Larger settings may be obtained with non-standard toggle plates. Consult your KPI-JCI representative or dealer for details.



CHOOSE VANGUARD SERIES JAW CRUSHERS WHEN:

Toughness matters.
We're so confident the Vanguard Plus series is the most dependable jaw crusher on the market that we're backing each and every one with a two-year warranty — the best in the industry.

Capacity is king.
Vanguard Plus crushers boast production capacities as high as 816 tons per hour.

Downtime is dead time.
If machines aren't running, you're not making money. Vanguard Plus crushers are engineered to maximize uptime.

2-YEAR WARRANTY
Standard on all Vanguard Plus Series models.
Ask your dealer or KPI-JCI representative for details.



Because we're dedicated to keeping you up and running, we've provided multiple resources for quality parts and service. Vanguard Plus Series parts and service are available from your local KPI-JCI dealer and/or your local KPI-JCI representative.

Call 605-665-8858 to find the dealer or representative nearest you.



ENGINEERING INNOVATIONS

Vanguard Plus jaw crushers from KPI-JCI feature a number of unique design innovations meant to extend the life of your investment, increase your productivity and make your crusher easier to operate.

A SPHERICAL SELF-ALIGNING BEARING

Heavy-duty roller bearings self-align to absorb the flex of the eccentric shaft and withstand both side thrust and heavy radial loads without the use of special side-retaining mechanisms.

This design assures greater reliability for both shaft and bearing performance.



B REPLACEABLE BARREL PROTECTOR

Designed to protect the barrel of the pitman assembly from costly material wear, the barrel protector simply bolts into place for quick and easy change-outs.



C EXCLUSIVE BEARING MOUNTING

Features common flinger collars, which allow for close spacing between side bearings and eccentric shaft bearings, thus minimizing shaft-bending forces.


Provides maximum strength to the pitman shaft and bearings for extended service life.



D REPLACEABLE JAW RETENTION TIPS

Replaceable jaw die seat tips protect the jaw base and pitman from wear.

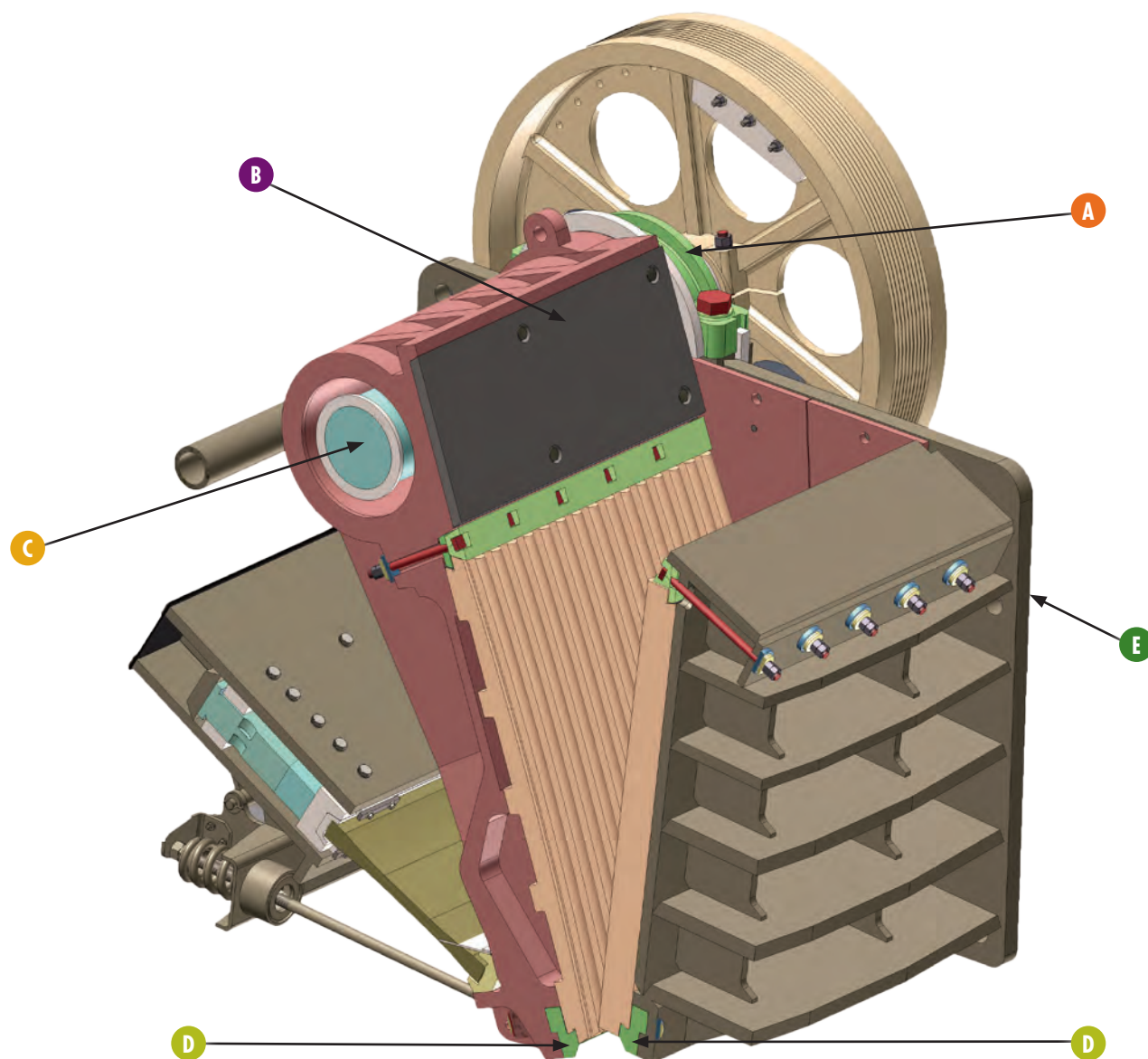
Increases uptime and decreases overhead by guarding against costly repairs associated with the pitman, seat and base assemblies.



E BASE CONSTRUCTION

The heavy-duty, single-side base construction is welded, stress relieved and machined for true alignment and a long-service life.

Three-piece, side-base wear liner design allows for individual replacement of wear liners.



VANGUARD PLUS SERIES JAW CRUSHERS

CASE STORY: CAVE QUARRIES, INC.

CUTTING COSTS BY CUTTING WEAR

Cave Quarries, Inc., headquartered in Jasper, Indiana, was plagued at its Paoli, Indiana, plant by high wear costs from its large horizontal shaft impact crusher. Looking for a way to cut costs, Cave Quarries examined all of its options and chose to replace the entire primary section of the crushing operation. "We looked at several manufacturers and chose the KPI-JCI 4450 jaw crusher," says Keanyn Neukam. The 4450 is the largest jaw crusher in the KPI-JCI product line—and one of the biggest jaw crushers on the market.

The operation's basic limestone material is the source of all its products. "We make products ranging from agricultural lime to all of the basic sizes up through riprap," Neukam says, adding that the crushing equipment receives heavy use. "We are putting out between 800 and 1,000 tons (725 and 900 tonnes) an hour, depending on what the crusher's opening is. Sometimes, we'll make Class 1 riprap and open it up all the way."

The local geology is challenging. While the upper bench is a fairly soft limestone, a newer 40-ft (12m) bench is really abrasive, with "Lost River" chert in it. Because of the abrasiveness of that material,

Cave Quarries avoids running it through the impact crusher unit that normally serves as the secondary. "If we were to run that abrasive rock from our bottom bench through the impact crusher, we would have to be putting hammers in it every four weeks," Neukam says. "But with the KPI-JCI jaw crusher, we just don't have to worry about that wear problem."

"If we stay with our preventive maintenance like we're supposed to, that crusher should run for a long, long time."



Keanyn Neukam
Plant Manager, Cave Quarries, Inc.

www.kpijci.com



REBUILD & REPAIR CENTER

The KPI-JCI Rebuild & Repair Center does more than just clean up used equipment and replace worn parts. Each project is completely disassembled and each part is thoroughly inspected and assessed. Components that fail to measure up to our high standards are replaced or rebuilt.

Learn more about the Rebuild & Repair Center at www.kpijci.com.